



Head Start / Early Head Start Annual Report

September 2020 to August 2021



This annual report has been produced in accordance with the

Head Start Performance Standards, and Head Start Act



Introduction

This report is prepared to comply with the Improving Head Start for School Readiness Act of 2007, Sec. 644. This act states that:

Each Head Start agency shall make available to the public a report published, at least once each fiscal year, that discloses the following information from the most recently concluded fiscal year, and reporting such information shall not reveal personally identifiable information about an individual child or parent:

- A. The total amount of public and private funds received and the amount from each source.
- B. An explanation of budgetary expenditures and proposed budget for the fiscal year.
- C. The total number of children and families served, the average monthly enrollment (as a percentage of funded enrollment), and the percentage of eligible children served.
- D. The results of the most recent review by the secretary and the financial audit.
- E. The percentage of enrolled children that received medical and dental exams.
- F. Information about parent involvement activities.
- G. The agency's efforts to prepare children for kindergarten.
- H. Photo Gallery
- I. Meet the Staff
- J. Any other information required by the Secretary.

About NHCAC

North Hudson Community Action Corporation (NHCAC), a major not-for-profit organization located in Union City, New Jersey, has a strong legacy of providing social services and health care to the communities in Northern Hudson County. The Organization began in 1965 as a small Community Action Program; it quickly expanded to include over 750 employees and over 22 sites and locations. North Hudson Community Action Corporation provides health care services at its ten Federally Qualified Health Centers (FQHC), and offers community support services through administration of 20 social services programs.

In 1977, North Hudson Community Action Corporation sought to fulfill the childcare needs of its low-income Hispanic population. Head Start was added as a social service program to the North Hudson Community Action Corporation in 1978, providing comprehensive child care services to pre-school age children. Early Head Start classes were added to the Corporation in 1999 to expand childcare services to eligible families who demonstrated the need for infant-toddler care. Today, North Hudson Community Action Corporation offers early education and supportive health and family services to 367 preschoolers; 104 infant and toddlers; and 30 expectant mothers.

North Hudson Community Action Corporation Head Start/Early Head Start (NHCAC HS/EHS) maintains its promise to fulfill the mission of implementing a holistic approach to engage families as the primary educators of their children, while ensuring that each child is school- ready by the end of the program year.

Head Start/Early Head Start Programs

NHCAC HS/EHS prepares its students to enter kindergarten with the skills, understanding and knowledge to succeed. We provide a robust preschool program and provide full day, Monday through

Friday, year round services.

We provide a range of individualized services in the areas of education, medical, dental, mental health, nutrition, and social services to children and their families.

Parent engagement is valued and highly encouraged in all aspects of the program.

NHCAC HS/EHS families greatly benefit from the close integration of many other services and activities provided by the North Hudson Community Action Corporation to engage families and the community, and to build families' knowledge, skills, and health as well as life opportunities.

Public and Private funds received

Head Start/Early Head Start Budget

FISCAL YEAR 4/1/20 – 3/ 31/21 4/1/21 – 3/ 31/22		
FUNDING SOURCE	ACTUAL BUDGET	PROJECTED BUDGET
Head Start Federal	\$3,882,644	\$3,930,012
Head Start Training	\$43,632	\$ 43,632
Early Head Start Federal	\$1,603,222	\$ 1,603,222
Early Head Start Training	\$35,041	\$ 35,041
Head Start / Early Head Start COVID	<u>\$150,786</u>	<u>\$676,609</u>
TOTAL Head Start/Early Head Start	\$5,715,325	\$ 6,288,516
NJ ECC /CCAP	\$118,537	\$ 211,714
Extended Day Services	\$11,275	\$ 123,608
U.S. Dept. of Agriculture Head Start	\$238,805	\$ 284,994
U.S. Dept. of Agriculture Early Head Start	\$96,513	\$ 125,800
Union City Dept. of Ed. Preschool	\$901,182	\$ 901,182
West New York 58th St. Dept. of Ed. Preschool	\$406,220	\$ 476,370
West New York 67th St. Dept. of Ed. Preschool	\$379,588	\$ 386,012
Kearny: Kearny Ave Dept. of Education	<u>\$119,790</u>	<u>\$124,095</u>
TOTAL Other	\$2,271,910	\$2,633,775
GRAND TOTAL	\$7,987,235	\$ 8,922,291

Federal Monitoring Review

Office of Head Start conducted onsite CLASS® review from 12/10/2018 to 12/14/2018
The CLASS® tool looks at three domains and ten dimensions of teacher-child interactions and measures those observed interactions on a seven-point scale.

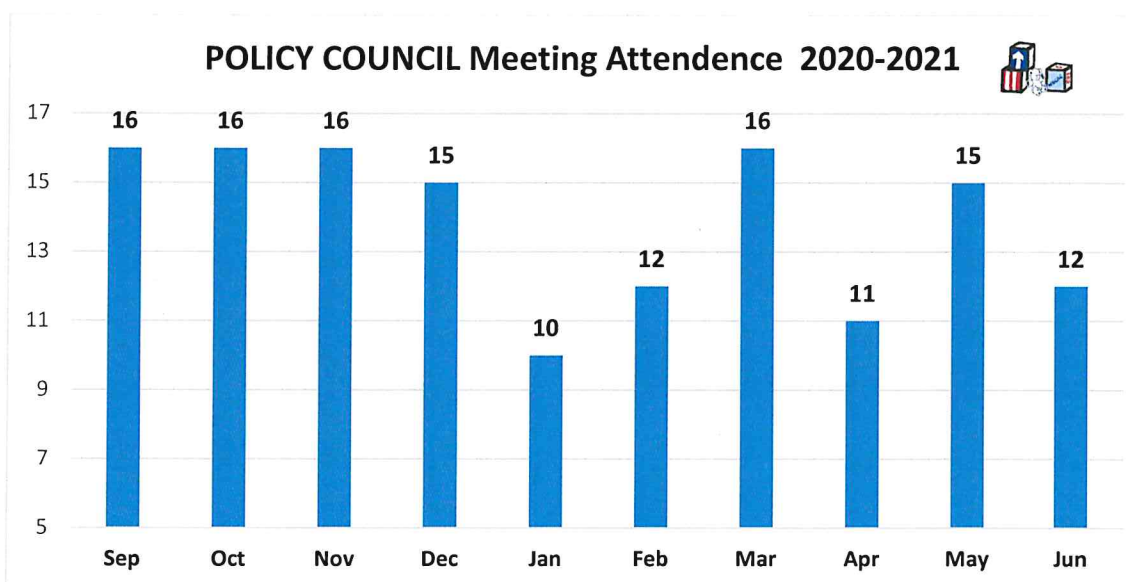
From April 8, 2019 to April 12, 2019, the Administration for Children and Families (ACF) conducted a Focus Area Two (FA2) monitoring review of the North Hudson Community Action Corporation Head Start and Early Head Start programs. Based on the information gathered during both Focus Area one

and two review, the Office of Head Start has found that our program met the requirements of all applicable HSPPS, laws, regulations, and policy requirements. No additional reviews have been conducted by the Office of Head Start.

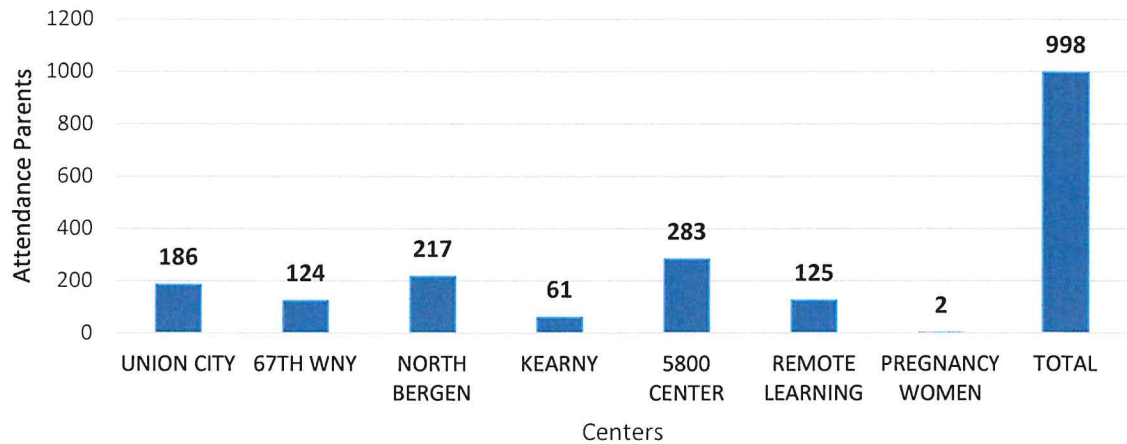
Independent Financial Audit

In addition to ongoing monitoring and Federal Reviews, the NHCAC HS/EHS is required to have an independent accounting firm complete an annual financial audit. The 2020 audit was conducted October 31, 2020 and included no major material findings of major Federal and State programs.

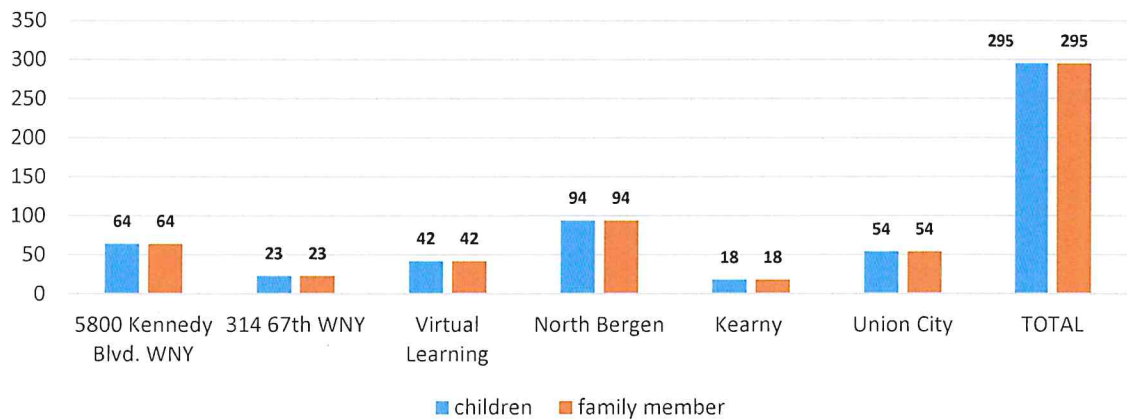
Parent Involvement Activities



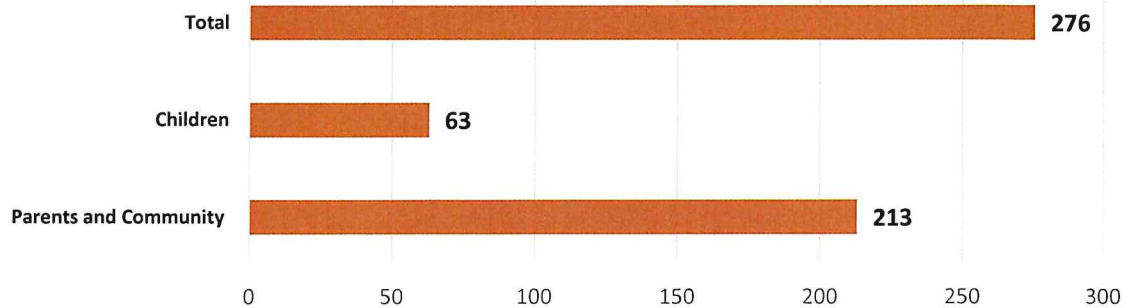
TOTAL ATTENDANCE PER CENTER SCHOOL YEAR 2020-2021



Virtual Parent Activity March 2021

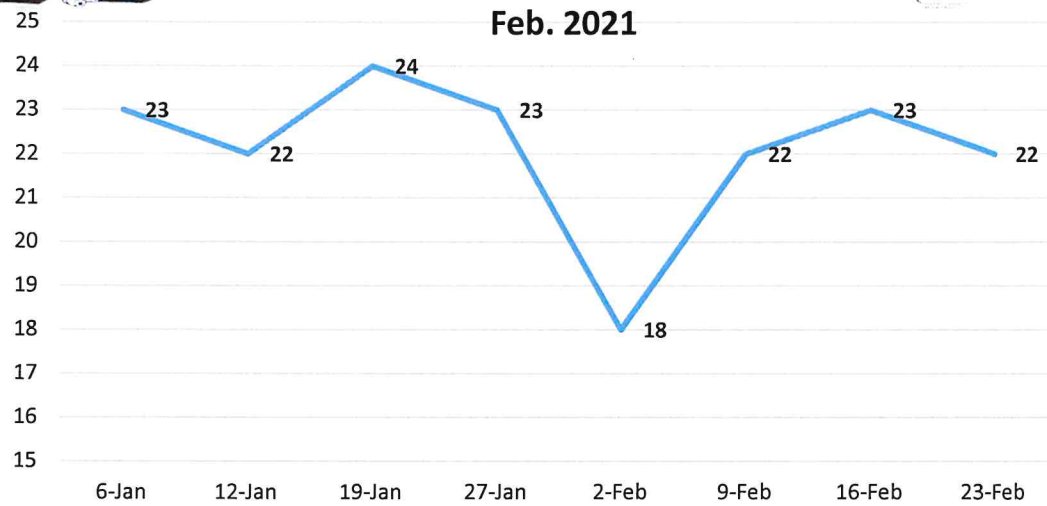


HEALTH FAIR MAY 2021

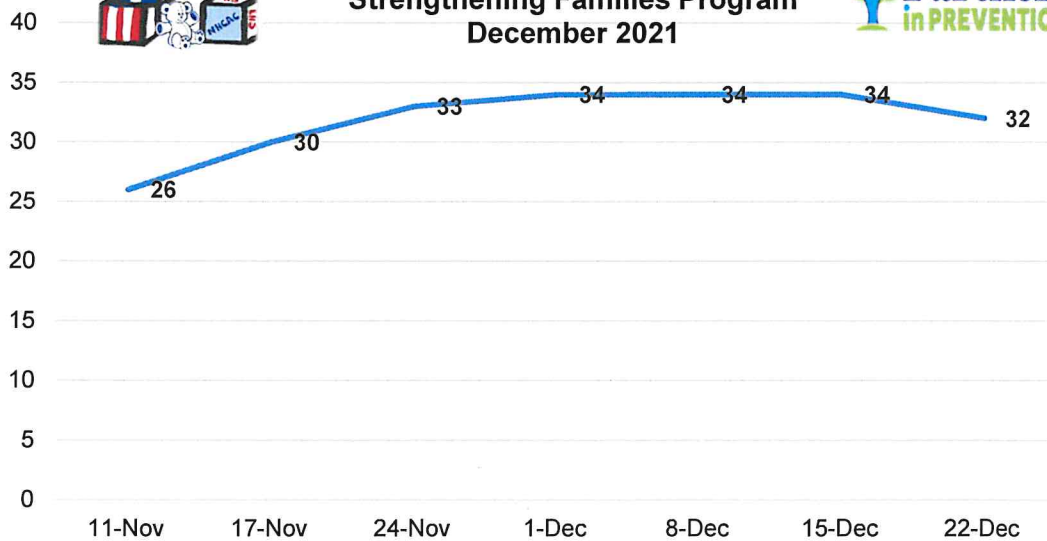




Attendance Nutrition Program Feb. 2021



Attendance Strengthening Families Program December 2021



Parent Involvement Gallery



Parent Fun Night



Distribution of Food Boxes to Parents



Head Start Parent Success Story: Yanira Mendoza - Cevallos



How did Head Start impact our lives?

How did our mom being a part of Head Start impact our lives?

Gail:

Being at Head Start is one of my most prominent memories. The teachers, the students, and parent volunteers all contributed to our learning journey and helped properly prepare me to move onto kindergarten and so on, although we were a low income family. The best parts were knowing that I wasn't losing a part of my identity and culture, with bilingual teachers and programming that celebrated the countries we came from. It was important for young children of immigrant families to have a foundation such as that, and I am lucky I was able to be a part of that growing up. I am sure that this program helped me be as proud as I am of my Latin heritage.

The greatest pleasure throughout the years however, was seeing how involved my mother got. During my time there, my mom would volunteer at celebrations and other programming, and continued her time there when my younger sister attended. She eventually moved onto being a Teaching assistant and then onto their Administrative Offices. Seeing her further her education and career through Head Start was inspiring, knowing that my mom was helping countless families such as ours. This is actually what inspired me to get into more non-profit work!

The help that Head Start offers families is incredible, and every day I am thankful that they were able to help ours. Head Start has offered our family, especially my mother, countless resources and opportunities to not only live our lives, but further our futures. There's one thing I could say for certain, I would not be where I am now without Head Start.

Genesis:

My favorite part about growing up in the Head Start program was not only learning in such an encouraging environment, but also being a part of a community that truly felt like a family. The value

that comes with a Head Start education is one not often available to families that are still working their way up in the world. The teachers and staff treat the children as their own, and aim to nurture them where their development matters the most. Their enthusiasm always affected us as kids; as rowdy as we were, we would always be so patient and excited to hear our teacher's story or activity of the day. There are not many children who are always excited to attend school, but those of us who were raised within Head Start were definitely one of the lucky ones.

Although I can remember many of Head Start's staff fondly, my number one Head Start member will always be my mother, Yanira Mendoza-Cevallos. It's hard to express in words how proud I am to be her daughter. It is very easy to have a child, but it's really tough to be a mom. Despite this, my mom has consistently extended her love and care beyond our home and out towards everyone in the Head Start, be it the staff or the children. Her time at Head Start helped her to graduate from college and continue pursuing her career. She's now a manager within the Administrative Office, helping families like ours who only want the best for their children. I can't imagine a better place for her and her warm, loving personality to thrive in. Even though she's no longer in the classroom, it's evident that the curiosity and passion for learning that Head Start encourages never left. I can only hope to grow into the wonderful woman she has become.

It's thanks to my family and their experiences within Head Start that I love learning and interacting with others the way that I do. Seeing my mom grow into a professional position at Head Start and volunteer in all of its events for the community inspires me to always help and extend kindness to those around me.

Total number of children and families served

Who We Serve

Funded Enrollment *Children 3-5*

Head Start – 367

Pregnant Women & Children 0-3

Pregnant Women – 30 Early Head Start – 104

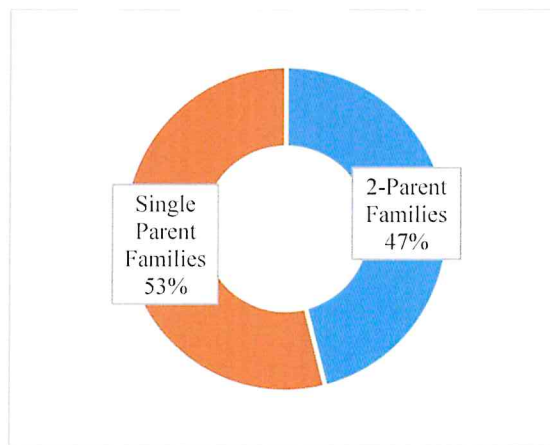
Average Monthly Enrollment

Head Start – 90% pre-school

Early Head Start – 83% infant & toddlers

Families Served

Head Start – 381



Characteristics of Head Start Families

Of the 557 families served by NHCAC Head Start/Early Head Start:

- 92% are of Hispanic/Latino Ethnicity
- 28% of parents do not have high-school diplomas
- 96% of the families earn incomes below 100% of the federal poverty line
- 4% of the families are homeless
- 2% of the families receive Temporary Assistance for Needy Families (TANF)
- 2% of the families receive Supplemental Security Income (SSI)
- 74% of the families receive services under the Program for Women, Infants, and Children (WIC)

Cumulative Enrollment

Children 3-5

Head Start – 398

- 3 Year Olds – 194
- 4 Year Olds – 204

Cumulative Pregnant Women & children 0-3

Pregnant Women: 30

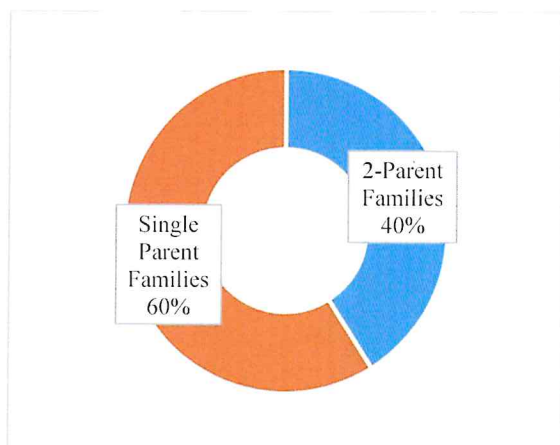
Early Head Start students:

Disability Children Served

Head Start (IEP) – 23

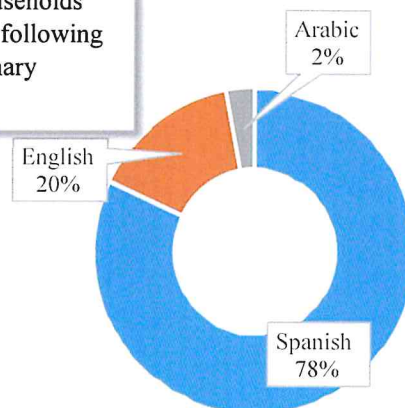
Early Head Start (IFSP) – 24

Early Head Start – 168



Dual Language Learners

Percent of children in the program who live in households where the following is the primary language:



What We Do for Children...

Health, Nutrition, Disability and Mental Health

Health

- 100% had health insurance; of those,
 - 94% had health insurance through State CHIP/Federal Medicaid
 - 6% had private health insurance
- 99% of Head Start Children and 98% of Early Head Start children are up-to-date with EPSDT
- 98% of Head Start Children and 92% of Early Head Start children were up-to-date with, or had completed all, immunizations.

Chronic Health Conditions Requiring Medical Treatment

- Asthma – 2%
- Overweight – 17%
- Obesity – 22%

Dental

- 89% of children had continuous, accessible dental care provided by a dentist
- 452 children completed a dental exam

Mental Health & Disability Services

- 48 Head Start and Early Head Start children were provided an individual mental health assessment; of those, 40 were referred by the mental health professional for further mental health services.

Pregnant Women

- 100% have health insurance and received: prenatal and postpartum care; prenatal education on fetal development; information on the benefits of breastfeeding (from NHCAC WIC).
- Enrolled During –
 - 1st Trimester (0-3 months): 16
 - 2nd Trimester (3-6 months): 27
 - 3rd Trimester (6-9 months): 19

... And Services to their Families

- Housing assistance such as subsidies, utilities, repairs, etc. – 8
- English as a Second Language (ESL) training – 24
- Adult education such as GED programs and college selection – 62
- Job training – 58
- Substance abuse prevention/treatment – 14
- Domestic violence services – 18
- Health education – 1
- Parenting Education – 400

Number of families that received at least one service – 546 (100%)

2020-2021 Preschool Outcomes

2020-2021 Head Start School Readiness Data Creative Curriculum Assessment: TSGOLD

Snapshot by Dimension Data Analysis:

Highest score in the following areas

After reviewing the Teaching Strategies Gold pre-k 3 and pre-k 4 student outcomes data, students scored high in the following domains:

Domains	PreK-3 Scores
Mathematics	82% meets or exceeds expectations
Social Emotional	84% meets or exceeds expectations
Physical	81% meets or exceeds expectations

Domains	PreK-4 Scores
Cognitive	91% meets or exceeds expectations
Social Emotional	89% meets or exceeds expectations
Physical	91% meets or exceeds expectations

Overall score in the following areas:

In reviewing the 2020-2021 School Readiness Program outcomes, the target overall goal for TSGOLD assessment was 90% in all Domains. In comparing the Teaching Strategies Gold pre-k 3 and pre-k 4 student outcomes data, the table below demonstrates that Pre-k 3 students were at an average of 23% below the expected Target Goal in all TSGOLD Domains. Pre-k 4 students were at an average of 11% below the expected Target Goal in all TSGOLD Domains.

Domains	PreK-3 Scores	PreK-4 Scores
Social Emotional	122 students out of 145 meets or exceeds expectations, 84%	142 students out of 159 meets or exceeds expectations, 89%
Physical	117 students out of 145 meets or exceeds expectations, 81%	152 students out of 159 meets or exceeds expectations, 96%
Language	93 students out of 145 meets or exceeds expectations, 64%	132 students out of 159 meets or exceeds expectations, 83%
Cognitive	115 students out of 145 meets or exceeds expectations, 79%	144 students out of 159 meets or exceeds expectations, 91%

Literacy	106 students out of 145 meets or exceeds expectations, 73%	141 students out of 159 meets or exceeds expectations 89%
Mathematics	119 students out of 145 meets or exceeds expectations, 82%	133 students out of 159 meets or exceeds expectations 84%

School Readiness Program Outcome Matrix 2020-2021 Data Comparison summary

Measuring System: TSGOLD	Target Goals:	Pre-K 3 results Period 4	Pre-K 4 results Period 4	Pre-K 3 and Pre-K 4 Overall score
Social Emotional	90% by end of Period 4	84%	89%	86%
Physical	90% by end of Period 4	81%	96%	86%
Language	90% by end of Period 4	64%	83%	74%
Cognitive	90% by end of Period 4	79%	91%	85%
Literacy	90% by end of Period 4	73%	89%	81%
Mathematics	90% by end of Period 4	82%	84%	83%

Needs assessment: Objective and Dimension specific

Based on the above findings, along with the recommendations from both Education Director and Disability manager, the three domains that will be focused on for the 2019-2020 school term are Social-Emotional, Language, and Mathematics.

Literacy Domain:

Objective Focus: Demonstrates Writing Skills

- Dimension: 19b: Write to convey ideas and information

Language Domain:

Objective Focus: Uses appropriate conversational and other communication skills

- Dimension: 9a: Tells about another time or place
- Dimension: 10a: Engages in conversations

2021-2022 Head Start School Readiness Projected Strategic TSGOLD goals:

Literacy Domain:

Objective Focus: Dimension: 19b: Write to convey ideas and information

Teaching Strategies:

- Provide ample time, materials and space for children to write throughout the day.
- Provide specific opportunities to write outdoors
- Encourage children to write words that are important to them as they create drawings, messages, greeting cards, lists, signs, menus or books.

Language Domain:**Objective Focus:** Dimension: 9a: Tells about another time or place**Teaching Strategies:**

- Encourage children talk about objects/events beyond here and now
- Comment on problems and problem solving opportunities
- Make ties between immediate experience and past events.
- Add written language and numeracy to activity to more easily make comparisons
- Tie experience to remote events and experiences
- Introduce vocabulary words and concepts related to play theme

Objective Focus: Dimension: 10a: Engages in conversations**Teaching Strategies:**

- Provide interesting experiences for children to discuss.
- Try to maintain conversations with children for extended exchanges.
- Have a student talk about a book or event
- Create class surveys on a variety of topics

CLASS Assessment Data

The effects of great teaching can last a lifetime for young learners. That's why CLASS and Head Start are working together to ensure every child has access to high-quality educational experiences. For almost a decade, Head Start programs nationwide have been using CLASS to ensure compliance with national standards, while also providing their educators with the tools they need to create effective learning environments. The following are the overall program

DOMAIN	Score	DOMAIN	Score	DOMAIN	Score
Emotional Support	6.2303	Classroom Organization	6.3421	Instructional Support	2.6930

DIMENSIONS					
Positive Climate	6.29	Behavior Management	6.63	Concept Development	2.08
Negative Climate*	1.11	Productivity	6.71	Quality of Feedback	2.87
Teacher Sensitivity	6.29	Instructional Learning Formats	5.68	Language Modeling	3.13
Regard for Student Perspectives	5.45				

2020-2021 Infant & Toddler Outcomes Report

2020-2021 Early Head Start School Readiness Data: Period 1 and 3 Comparison High Scope Assessment: COR Advantage

Data comparisons: Period 1: 2020 Scores compared to 2021 Period 3 Scores

When developing the Early Head Start Goals for 2021 -2022 school term, scores from the High Scope Assessment tool: COR Advantage were analyzed. COR Advantage scores were tabulated from period 1 of 2020 and compared to the COR Advantage scores from period 3 of 2021. As we compared the Period 1 average scores from 2020 to Period 3 average scores from 2021 for the NHCAC EHS Program (5800 & 4ths St. Sites), we highlighted the highest scoring COR Advantage Categories and lowest scoring Items from these Categories.

Data analysis:

Highest score in the following areas

After reviewing the COR Advantage student outcomes data for Early Head Start students, the following are the highest scored Categories:

Domains	Period 1 overall scores	Period 3 overall scores
English Language Learning	2.04	2.42
Physical Development and Health	1.25	2.18
Creative Art	1.16	1.99

Overall Bench marks 2020 -2021

Center	Approaches to Learning				Social and Emotional Development				Physical Development and Health				Language, Literacy, and Communication				Mathematics				Creative Arts				Science and Technology				Social Studies				English Language Learning (ELL)			
	P1	P2	P3	P4	P1	P2	P3	P4	P1	P2	P3	P4	P1	P2	P3	P4	P1	P2	P3	P4	P1	P2	P3	P4	P1	P2	P3	P4	P1	P2	P3	P4	P1	P2	P3	P4
4th St.	1.04	1.34	1.76		1.11	1.50	1.67		1.18	1.53	1.90		1.18	1.46	1.71		1.16	1.60	1.65	-	1.13	1.56	1.81	-	1.04	1.49	1.64	-	1.10	1.44	1.63	-	2.03	2.08	2.37	-
5800	1.09	1.56	2.11	-	1.11	1.56	2.09	-	1.28	1.70	2.35	-	1.12	1.54	2.06	-	1.06	1.58	2.07	-	1.18	1.63	2.10	-	1.05	1.60	2.08	-	1.14	1.55	2.06	-	2.05	2.26	2.44	-
North Hudson Community Action Corporation	1.08	1.49	1.98		1.11	1.63	1.93		1.25	1.65	2.18		1.14	1.52	1.94		1.09	1.59	1.91	-	1.16	1.60	1.99	-	1.05	1.57	1.91	-	1.13	1.52	1.90	-	2.04	2.20	2.42	-

Needs assessment: Objective and Dimension specific

The following COR Advantage Categories scores were compared to the School Readiness Matrix goals. Based on this data, along with the recommendations from both Education Director Early Head Start Supervisors and Disability manager, the three Categories that will be focused on for the 2021-2022 school term are Social-Emotional, Language, and Mathematics.

Domains	Period 1 overall scores	Period 3 overall scores
Social Emotional: Emotions	0.86	1.66
Language, Literacy, and Communication: Speaking	1.25	1.77
Mathematics: Numbers and Counting	1.06	1.78

Locations
Administrative Office
Head Start/Early Head Start
Centers for Early Learning & Parent Engagement
5800 Kennedy Boulevard
West New York NJ, 07093
(201) 617-0901

Early Head Start Center

Union City
401 Palisade Avenue
Union City NJ, 07087
(201) 863-7511

West New York
5800 Kennedy Boulevard
West New York NJ, 07093
(201) 617-0901

Head Start Centers

North Bergen
7611 Broadway
North Bergen, NJ 07047
(201) 453-1469

Union City
401 Palisade Avenue
Union City NJ, 07087
(201) 863-7511

West New York
5800 Kennedy Boulevard
West New York NJ, 07093
(201) 617-0901

West New York
314 – 67th Street
West New York NJ, 07093
(201) 622-7722

Kearny
380 Kearny Avenue
Kearny, NJ 07032
(201) 246-8718

Meet the Staff Celebrating Breast Awareness Month



Family Advocate Support Staff



Food Service Support Staff





Presidential Inauguration Day January 2021



Strategic Planning July 2021

